

Add products to subscription

1 Search for standards in the search box

If you search for a withdrawn standard and get zero results, you must check the «Include withdrawn standards» box.

The screenshot shows the search interface. At the top, there is a search box with the text "Search here" and a "Search" button. A red arrow points to the "Search" button. Below the search box, there are navigation tabs: "Standards for enquiry", "Sectors", "Courses and events", "Subscriptions", and "Webshop". Below the navigation tabs, there are three tabs: "Subscription (1)", "Standards (2539)", and "Website (46)". Below the tabs, there is a message: "It may take some time before new standards are included in the search results. A complete list of all standards that have been added to the subscription during the last four days can be found on [New standards](#)." Below the message, there is a "View results in:" section with two radio buttons: "standard number (25)" (selected) and "the standards content (2539)". A red arrow points to the "Include withdrawn standards" checkbox, which is checked. Below the "View results in:" section, there is a message: "Now showing results in **standard number** for "9001"" and "Viewing results 1 - 10 of 25". Below the message, there is a product card for "NS-EN ISO 9001:2008 Standard". The product card includes a "Preview" icon, the title "NS-EN ISO 9001:2008 Standard", the price "NOK 1 273,00 (excl. VAT)", and the description "Quality management systems - Requirements (ISO 9001:2008)". The product card also includes "Language: ", "Edition: 4 (2008-12-01)", and "Product information" and "Monitor standard" links. Below the product card, there are two buttons: "Web subscription" and "Paper subscription". Below the buttons, there is a link: "More delivery methods".

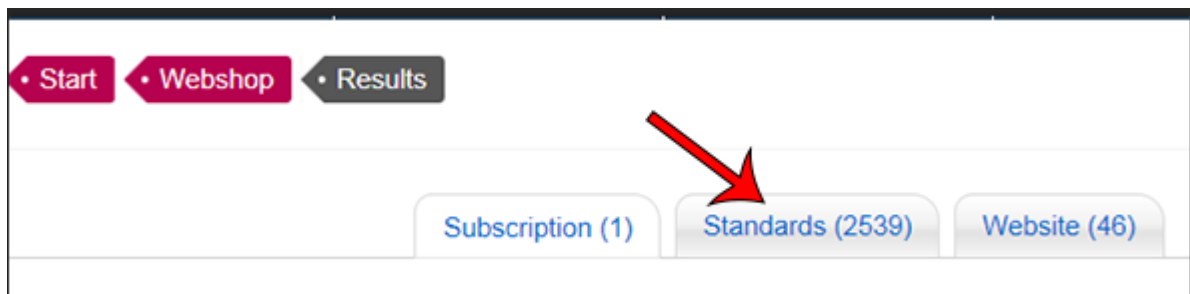
2 Does your company already subscribe to this particular standard?

If so, you will find it under the «Subscription» tab:

The screenshot shows the navigation tabs: "Start", "Webshop", and "Results". Below the navigation tabs, there are three tabs: "Subscription (1)", "Standards (2539)", and "Website (46)". A red arrow points to the "Subscription (1)" tab.

3 Does your company not subscribe to this particular standard?

If so, you will find it under the «Standards» tab :

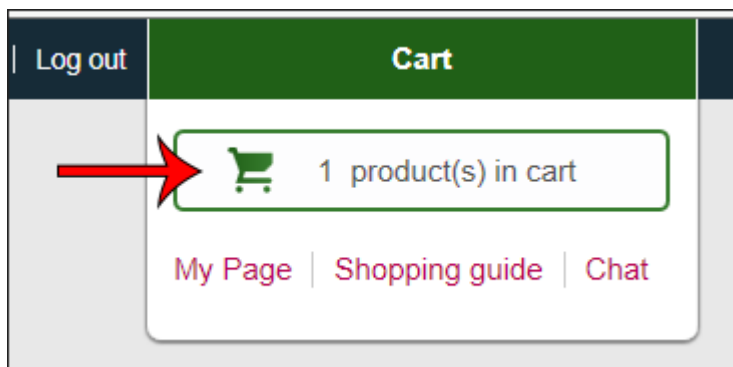


4 Click on the «Web subscription» button to add the standard to your subscription



5 Go to the shopping cart at the top of the page

The shopping cart is where you confirm and complete your purchase:



6 Go to "Select payment method"

1. Cart overview 2. Pay and confirm 3. Receipt

Subscription

Product	Title	Web subscription	Paper subscription	Delete
NS-EN ISO 9001:2008	Quality management systems - Requirements (ISO 9001:2008)	1 973.85	Not delivered as printed	
Subtotal per delivery method		973.85	0.00	

* All prices are excl. VAT in accordance with any subscription agreement and subtracted discounts [Update cart](#)

Total sum excl. VAT.: 973.85
Estimated freight: 0.00
VAT: 243.46
Total: 1 217.31

[Empty cart](#) [Sales conditions](#)

[Shop more](#) [Select payment method](#)

7 Fill out these fields

Enter Customer reference and Order no./Project no. in the appropriate fields:

1. Cart overview 2. Pay and confirm 3. Receipt

Invoice information

Release feb 02
lalalala - 3
0680 OSLO
Norge

Customer reference

Order no./Project no. information Optional

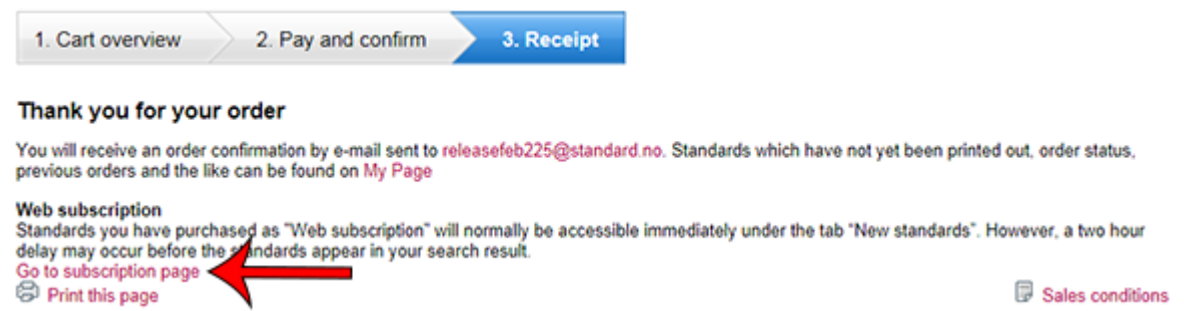
8 Submit order

Go to the bottom of the page and check the box that indicates you have read and accepted the Sales conditions. Then click “Submit order”:



9 Go to the subscription page

You have now reached the Receipt page, where you can proceed directly to your subscription by clicking on the link “Go to subscription page”:



10 The Subscription page

The new product will be shown under the «New standard» tab on the subscription page. Within a short time it will be moved to the “Standards” tab:

